

GRIMME
HARVESTING SUCCESS!

Grimme planter of the GL 30-ECO-series

Mounted and trailed planter – 2- and 4-rows

GL 32 E / GL 34 E / GL 34 TE



Simple operation. Economical work.

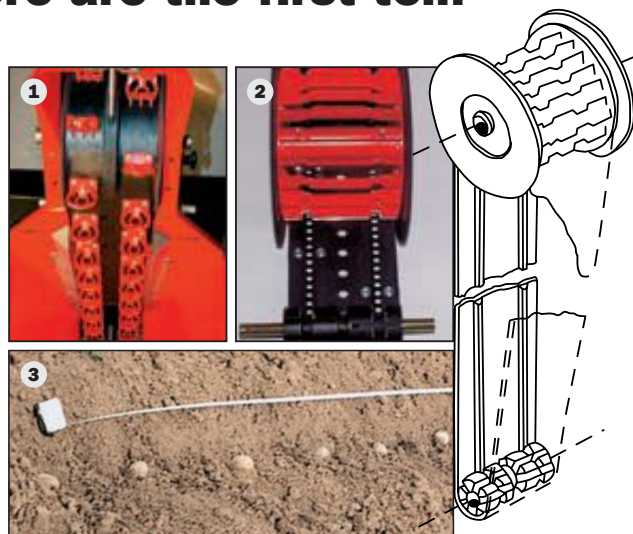

Ideal for smaller farms – for the daily use! The lightweight and compact planter of the GL30-ECO-series is easy to operate, low in maintenance and for the use with small tractors (up from 37 kW). It benefits from the practical detailed

solution of the innovative planting elements of the GL30-series: a highly visible planting element, combining safe planting of oversized potatoes, accurate planting distance with easy adjustment. Another feature is the excellent flexibility:

With the high specifications as standard and various options you can easily match the machine to your conditions – which ensures fast, convenient and accurate planting.

BASIC EQUIPMENT

There is not only one benefit of the planting element. – Here are the first ten!



Small details which make a big difference: The large diameter upper pulley (1) ensures a positive drive and safe delivery, even with long potatoes. It also gives correct belt guiding. Two reinforced guiding ribs (2) behind the belts ensure a reliable alignment, even with oversized potatoes at the upper pulley. And the smaller belt pulley (4) at the bottom guarantees a fast opening and therefore a good delivery (3).

- 5 A good view: through the large vision panel on the planting element.
- 6 Transportation step by step: The planting belt takes the crop from the cup hopper and plants it gently into the ground.
- 7 Clean solution: grill (option) in cup hopper in lieu of stainless panels to avoid dirt building-up in front of and behind the cups.
- 8 Convenient and simple: cup belt with quick tensioning to tension or release in short time without tools.
- 9 Well stirred is almost planted: The mechanical vibrating panels behind the cup belts reduce doubles in the cups.
- 10 No matter if small, large, long, oversized, cut or chitted seed: Changing cups and inserts make them all possible.

GL 32 E , GL 34 E

Innovative know-how as standard: the GL 32 E and GL 34 E



Inner values, which persuade: Despite the lightweight and short construction the GL 32 E has a 500 kg bunker capacity. It is possible to set the row width between 75 and 90 cm (1).

Always on the right height: all GL 32 E and GL 34 E with 3-step axle height adjustment (2) for an optimum setting to the different ground and planting conditions – small detail, large advantage.



Quickly ready: The 2- and 4-row GL 30-ECO-models are easily attached to the tractor hydraulics. Easy setting of the planting distance. With the short and compact construction it's also possible to operate the machine with a small tractor (starting at 37 kW) (3).



For good running: The GL 34 E is fitted with four powerful planting elements equipped with 4 wheels (4) as standard – for optimum running also on loose soils. The compact construction ensures accurate steering of the machine.

For gentle bunker filling: The GL 34 E has a hydraulically tipping bunker with 1,000 kg capacity (option) (5). Another good investment is the furrow opener on a parallelogram with feeler wheel (option) which ensures an even planting depth with pre-formed ridges.

EQUIPMENT

First equip – than start: with the various equipment for the GL 30-ECO-series



Easy switch off: the manual quick row switch-off (1) via a small stop lever (option).

Stronger is better: The intense electrical vibrating panel (2) ensures that only one potato is in each cup. It is also possible to plant different sized seeds without cup inserts (option).



Effective solution: grill (3) in cup hopper in lieu of stainless steel panels to avoid dust or sprout bridging (option).

Good solution: mechanical movement of the panel or grill (4) to ensure a better delivery of the seed; dust and sprouts drop out and do not obstruct (option).



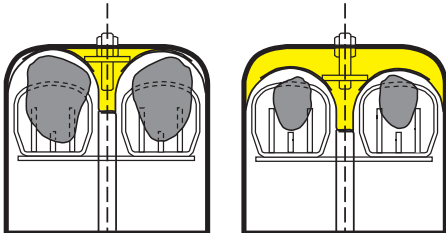
The complete package: spraying device with nozzles (5), diaphragm valve, distributor and preliminary filter (6) (option).



Always in shape: voluminous adjustable ridging bodies for the 2- and 4-row fixed bunker machine. Large tensioning springs ensure even pressure and therefore well-shaped ridges. Ridging bodies with shear-bolt stone protection. Another option is the ridging bodies in lieu of the covering discs (7) or with ridging bodies behind the covering discs (8).

BASIC EQUIPMENT

Another benefit of the ECO-series: the extensive basic equipment



If it doesn't fit, we make it fit: the adjustable drop trunks. Narrow for small seeds and wide for large seeds.

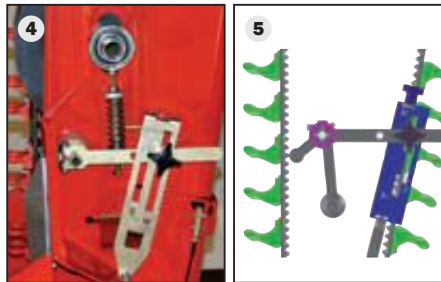


Small? Large? Very big? Cut? Chitted?
No matter what seed you use – with the interchangeable inserts and planting cups from Grimme planting is not a problem.



Good visibility: inspection from the tractor is possible all the time (1).

In good shape: the funnel shaped inlet (2) for a better planting of long and large potatoes.



Ideal equipment: the quick tensioning device (3) for easy release, changing and cleaning of the cup belts.


Intense and safe: mechanical shaker for better cup filling: the photograph (4) ...

... and the drawing (5).



Keep closed: the large covering discs (ø 460 mm) (6) with dust free bearings. Another advantage: simple setting.

Well equipped: easy wide opening of the cup belt floor (7) or grill (option) with one catch for emptying.



Just practical: the easily accessible chain and sprockets (8) for adjusting the planting distance in 19 steps – any tuber spacing is possible with additional optional sprockets.

You have the choice: l/h-side the large fixed furrow opener (9) with share and r/h-side furrow opener on parallel linkage (10) with feeler wheel (ø 400 mm) and turnbuckle adjustment.



Large bunker capacity combined with small tractors: the trailed potato planter GL 34 TE with simple connection to the tractor. Easy assembling of tanks for spraying device possible (option). Furrow opener on parallelogram is standard on the machine.

Keeping on the success line: Two bigger wheels carry the GL 34 TE behind the tractor track. Two wheels arranged between the planting elements ensure the drive. Easy filling of the tipping bunker from a trailer is possible. Another plus: the low filling height of 0.8 to 1 m.

Technical data

	GL 32 E	GL 34 E	GL 34 TE
Measurements			
Length	1,400 mm	1,400 mm	4,500 mm
Width at 75 cm row width	2,000 mm	3,200 mm	3,000 mm
Height	1,800 mm	1,800 mm	1,800 mm
Weight	460 kg	800 kg	1,680 kg
Tractor power	From 37 kW	From 50 kW	From 50 kW
Row width	75–90 cm adjustable	75–90 cm fix Attachment necessary for fix bunker	75 cm fix
Tyres	2 x 7.00 x 12 AS 2 x 11.00 x 12 AS (option)	4 x 7.00 x 12 AS 4 x 11.00 x 12 AS (option)	2 x 11.5/80-15.3 AS
Bunker capacity at 75 cm row width	500 kg	900 kg	1,700 kg
Bunker filling height			
Fix bunker	1,500 mm	1,500 mm	–
Tipping bunker	–	800 mm	800–1,000 mm
Hydraulic operated tipping bunker	–	1,000 kg (option)/70 cm RW	1,700 kg (option)
Planting distance (19 steps)	Red cups 14.5–47 cm Green cups 16–52.5 cm	Red cups 14.5–47 cm Green cups 16–52.5 cm	Red cups 14.5–47 cm Green cups 16–52 cm
Furrow opener	Fix/adjustable Option: Furrow opener on parallelogram	Fix/adjustable Option: Furrow opener on parallelogram	Furrow opener on parallelogram
Covering discs	Series	Series	Series
Ridging bodies	Option	Option (not possible with tipping bunker)	–

Your Grimme Partner for advice and service:

Grimme Landmaschinenfabrik GmbH & Co. KG · Hunteburger Straße 32 · D-49401 Damme
Phone +49 5491 666-0 · Fax +49 5491 666-298
grimme@grimme.de · www.grimme.com

GRIMME
HARVESTING SUCCESS!