

# GL 32 B-series Planters

Large volume ridge forming with single phase planting process



# Designed for growing success: GL 32 B-series

Perfect for high quality potato cultivation: The design of the 2-row planter GL 32 B meets the need for an economic solution. A multitude of selectable options offers great flexibility. Different ridge forming systems allow the construction of a rain-resistant and large volume ridge. The optimised fertilizer placement of the front fertilizer unit promotes ideal growth conditions. Another huge advantage: the selection of different bunker sizes.



Take advantage of effective separation of clods and stones in three phases. Request a brochure now: [www.grimme.de](http://www.grimme.de)

GL 32 B

## Well-prepared thanks to first-class technology!

The trademark of the 2-row GL 32 B: large volume ridges. Excellent conditions for high quality potato cultivation.

You can choose your own row distance and bed width according to your own needs. So that everything will fit perfectly.



Ideal for differing soil conditions: The optional ridge forming plate with hydraulic pressure adjustment (1) can be adjusted comfortably from the tractor.

Ensures sufficient soil for the ridge forming: The standard furrow opener with guide plate (2) prevents soil loss and is available for any application.

For improved water pickup: The cage roller (3) is used in light soil in separated beds.



Planting with a constant planting depth: The optional automatic height adjustment evens out uneven soil contours.



Even planting depth thanks to optional automatic height adjustment

- 1 Fixed furrow openers (in parallelogram as an option)
- 2 Guide plate
- 3 Covering discs
- 4 Hydraulic pressure adjustment of the shaping board
- 5 Shaping board
- 6 Large bunker for a capacity of 2.2 tons
- 7 High-performance planting elements of the GL 30-series

## Triple performance in one work step: fertilizing, planting, ridge forming

**GL 32 B in  
unseparated beds**



Fertilizing, planting, ridge forming: With the GL 32 B, you can achieve everything in one work step – even on unseparated surfaces. The cooperation of the compact GL 32 B and the optional fertilizer unit in the front allows for extremely quick turning manoeuvres. This way, you do not lose time and profit from quick results.



Successful fertilizing: with the front fertilizer unit and liquid fertilizer tanks (1). The exact placement takes place via disc outlets of 500 mm diameter.

Remain variable: The adjustable placing of the fertilizer band can be used to freely adjust the distance between the feed and the fertilizer (2).



This will leave even light soils in great shape for a long time: The large sized tines of the covering bodies assembly (3) are used to form the ridge. The bulbous shape is created by a light solidification of the soil with the cage roller, which still allows the surface to remain rough.

Accurately placed: The buffered stone furrow opener (4) places the planting material accurately into a deep and well cleared furrow.



1 Stone furrow opener

3 Large covering bodies

5 Large bunker for a capacity of 2.2 tons

2 Covering discs

4 Cage roller

6 High-performance planting elements of the GL 30-series

SOIL CULTIVATION

## Rows of clever ideas for ultimate soil cultivation

Even separation first prepares the soil for perfect ridges. The result is impressive: excellent high-quality potatoes!



Solid preparation work: The front cultivator forms the ridges in front of the tractor, so that as little soil as possible becomes compacted.



An ideal combination: The optional front fertilizer unit (1) can be equipped with fertilizing tines or discs (option) as well as with extension wings (option).



Professional equipment for high-yield work: The outlets made of V2A (2) ensure that the fertilizer is transported to the large inlets evenly and without blockages.



A rewarding investment: the combination of the front cultivator with an optional fertilizer tanks (3).



**BUNKER MODELS**

# Bunker your expandable Grimme advantages!



Grimme has always put emphasis on economics. Therefore we offer bunker models that are selectable according to your requirements. The standard bunkers has a capacity of 1,000 kg and can be extended to 1,200 kg (1) with a rubber ledge. For all who wish to increase their output with a larger bunker capacity and who wish to save time by less filling procedures, the 2.45 m wide large bunker with a capacity of 2,200 kg (2) is the first choice.

5

**GL 32 T**

# Reduce work – increase performance



Robust example: The 2-row GL 32 T was developed on the basis of the successful model GL 34 T. Thanks to the very stable and compact frame, the bunker can hold up to 2,500 kg.



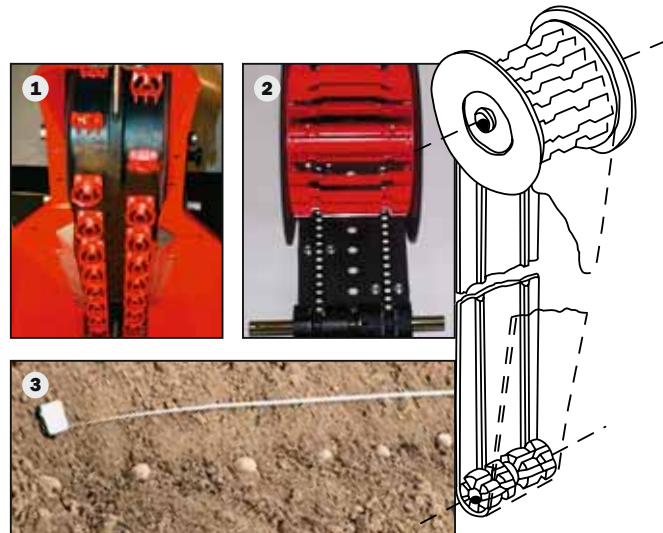

Ensures stability on slopes: the optional steering drawbar (1), which allows quick turning manoeuvres.

Work relief: The guide plates (2) (option) made of durable V2A ensure an optimised soil flow, so that there is sufficient soil to form ridges.

## The high-performance planting elements of the GL 30-series is a great choice!

Get to work: With the innovative high-performance planting unit by Grimme, which is equipped on all planters of the GL 30-series. This means that you will definitely profit from enormous efficiency and reliability in this extensive series! The unique detailed solutions of the planting unit include great visibility to the cups, the reliable planting of even large potatoes, exact planting distances

as well as easy planting distance adjustment. Added to this is a high measure of flexibility: Because you can create your own planting unit or planter according to your own requirements with Grimme's accessories programme. This is how you plant quickly, comfortably and safely with the GL 30-series: in all work conditions – and on all soils.

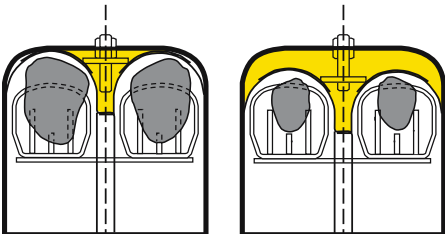


Small details which make a big difference: The large diameter upper pulley (1) ensures a positive drive and safe delivery, even with long potatoes. It also gives correct belt guiding. Two reinforced guiding ribs (2) behind the belts ensure a reliable alignment, even with oversized potatoes at the upper pulley. And the smaller belt pulley (4) at the bottom guarantees a fast opening and therefore a good delivery (3).

- 5 A good view: through the large vision panel on the planting element.
- 6 Transportation step by step: The planting belt takes the crop from the cup hopper and plants it gently into the ground.
- 7 Clean solution: grill (option) in cup hopper in lieu of stainless panels to avoid dirt building-up in front of and behind the cups.
- 8 Convenient and simple: cup belt with quick tensioning to tension or release in short time without tools.
- 9 Well stirred is almost planted: The mechanical vibrating panels behind the cup belts reduce doubles in the cups.
- 10 No matter if small, large, long, oversized, cut or chitted seed: Changing cups and inserts make them all possible.

BASIC EQUIPMENT

## Another good reason for the GL30-series: the extensive standard equipment



If it doesn't fit, we make it fit: the adjustable drop trunks. Narrow for small seeds and wide for large seeds.

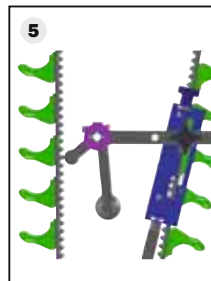


Small? Large? Very big? Cut? Chitted?  
No matter what seed you use – with the interchangeable inserts and planting cups from Grimme planting is not a problem.



Good visibility: inspection from the tractor is possible all the time (1).

In good shape: the funnel shaped inlet (2) for a better planting of long and large potatoes.



Ideal equipment: the quick tensioning device (3) for easy release, changing and cleaning of the cup belts.

Intense and safe: mechanical shaker for better cup filling: the photograph (4) ...

... and the drawing (5).



Practical equipped: the cut seed floor can be opened wide with one hand action (6).

Effective solution: grill (7) in cup hopper in lieu of stainless steel panels to avoid dust or sprout bridging (option).



Simply practical: the easily accessible chain box (8) and the convenient planting distance adjustment in 27 steps – special distances can also be adjusted easily.

Guaranteed tight: the large covering discs (460 mm diameter) (9) with bearings in dustproof casings. Another advantage: the simple adjustment possibilities.



## Technical data

	GL 32 B		GL 32 T	
	Basic Equipment	Option	Basic Equipment	Option
<b>Measurements above all</b>				
<b>Length</b>	2,450 mm	–	4,800 mm	–
<b>Width at 75 cm row width</b>	2,300 mm	–	2,700 mm	–
<b>Height</b>	1,900 mm	–	1,650 mm	–
<b>Weight</b>	1,100 kg	Depending on the options, up to 1,250 kg	1,930 kg	–
<b>Tyres</b>	7.50-16 AS	7.50-20 AS	12.5/80-18 AS	–
<b>Row spacing</b>	75 – 90 cm	–	75 – 96.4 cm	–
<b>Track width</b>	1,650 – 2,000 mm	–	1,650 – 2,000 mm	–
<b>Planting distance in 27 steps</b>	Red cups: 12.5– 50 cm Green cups: 16– 52.5 cm	–	Red cups: 12.5– 50 cm Green cups: 16– 52.5 cm	–
<b>Bunker capacity</b>	1,000 kg Hydraulically tipping	With rubber ledge 1,200 kg or large bunker 2,200 kg	2,500 kg	–
<b>Furrow openers</b>	Shaping board with long or short centre plough	In parallelogram, fix stone furrow opener or double furrow opener	In parallelogram with feeler wheel	Stone furrow opener, fix, buffered or stone furrow openers in parallelogram
<b>Ridge shaping</b>	Shaping board with long or short centre divider	Covering discs and tine bars with cage roller for unseparated surfaces	Covering discs and ridge forming plate with long or short centre dividers	–
<b>Side guide plates</b>	Series	Made of stainless steel	Series	Made of stainless steel
<b>Fertilizer unit hopper</b>	–	–	–	700 kg
<b>Attachment for fertilizer unit</b>	–	–	–	200 kg

	Front fertilizer unit	
	Basic Equipment	Option
<b>Attachment</b>	Front hydraulics	–
<b>Drive</b>	1 wheel AS profile	Drive roller
<b>VA bunker</b>	450 kg	200 kg extension
<b>Fertilizer unit outlet</b>	Tines	Discs (Ø 500 mm)
<b>Pickling device</b>	–	2 x 200 l tanks incl. pump, fixture and hose kit
<b>Tine bar with covering bodies</b>	–	Frame with 3 spring-loaded covering bodies (for use on unseparated surfaces)

Your Grimme Partner for advice and service:

Grimme Landmaschinenfabrik GmbH & Co. KG · Hunteburger Straße 32 · D-49401 Damme  
 Phone +49 5491 666-0 · Fax +49 5491 666-298  
 grimme@grimme.de · www.grimme.com

**GRIMME**  
 HARVESTING SUCCESS!